


# Product Activation using an Activation ID

 Activation using an ActivationID requires a direct internet connection.

As primary technical contact you received an activationID to activate the MARIN software product. After activation you are entitled to use the MARIN software product.

 Example of an activationID:

ActivationID: 761d-37c4-12b7-14bb-ac57-fbe  
Product Name: productA  
Product Description: Motions  
Count: 1  
Order ID:  
Quantity: 1

To activate the MARIN software product you need:

- A connection to the internet and
- [The MARIN Product Activation Tool](#)

The MARIN Product Activation Tool handles activation, repair and return of node-locked, single user licenses.


## Summary of functionality

MARIN Product Activation Tool is a Trusted Storage-based activation utility for license life-cycle activities, such as the activation of a license, return of a license, repairing of a license and handling trial (or demo) ASR licenses.

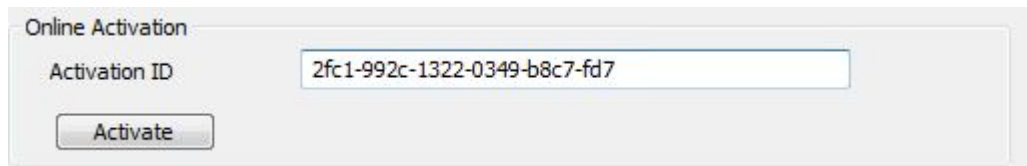
It provides two modes of operation:

- If an open and direct internet connection is available, activation based on an Activation ID is done fully automatic, using an connection to the online MARIN license portal. This is the recommended mode of operation.
- If there is no internet access activation is done based on a trial ASR file. This provides a license for a limited period of time allowing the setup of an online connection or the request for a certificate based license (license file).

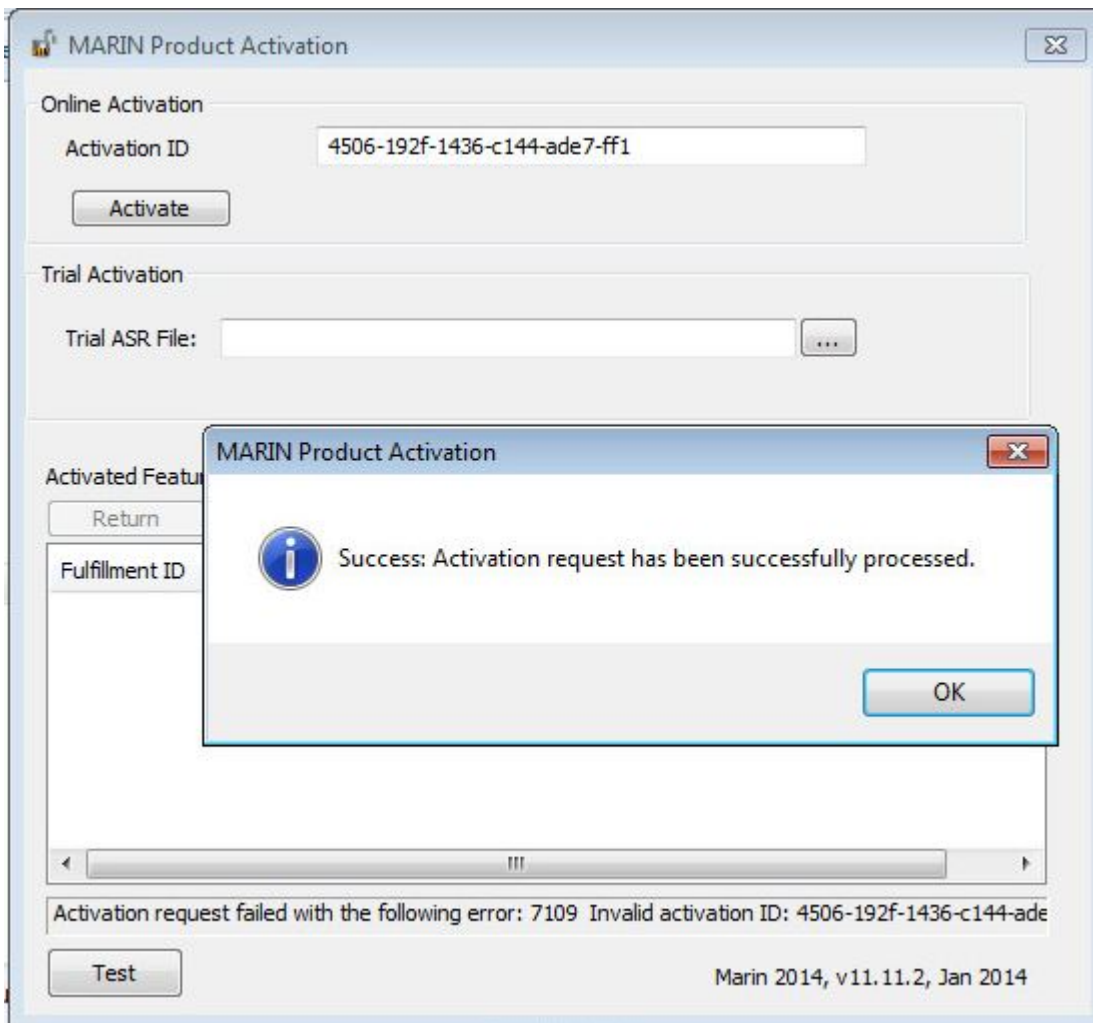
## Online activation using an Activation ID

 To activate the Marin product you need the **MARIN Product Activation Tool**. After installation it can be found in the Start menu -> All Programs -> MARIN -> Product Activation.

From the Entitlement Certificate or from the email received from MARIN locate the Activation ID for the product you want to activate. Enter this Activation ID into the "Activation ID" field.



Click 'Activate' to activate the product. On activation the online MARIN license portal is contacted with a request to activate this Activation ID. The MARIN license portal confirms that the activation is valid.



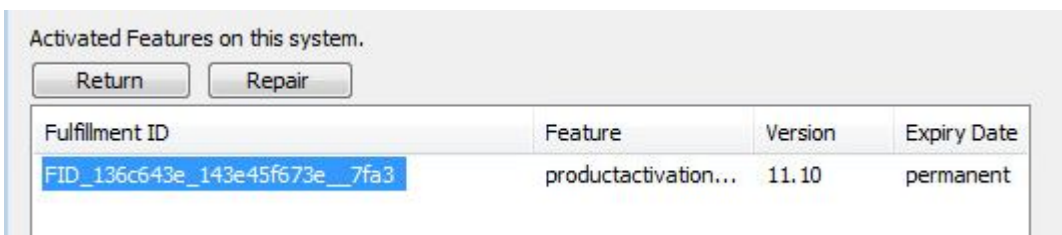
The activation generates a fulfillment record in the Trusted Storage on the local system. After a successful activation the activated features on this system are displayed. The product is activated and can be used. In this case the feature 'cspdpmain', with version 1.1

Activated Features on this system.					
Fulfillment ID	Feature	Version	Expiry Date	# Licenses	Start Date
FID_2fc1992c_13220349b8c__7fd1	cspdpmain	1.1	24-sep-2011	1	=14-sep-2...


## Online return using an Activation ID and Fulfillment ID (Rehosting)

In some cases it might be necessary to transfer a nodelocked license from one system to another. The MARIN product activation product supports this using the Return option.

If you want to return an activated feature on the current system, select the Fulfillment ID of the product and click 'Return'.

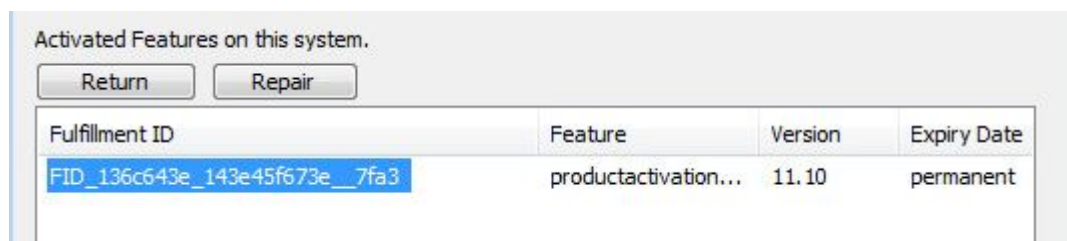


A feature return request is sent to the MARIN license portal. If the return is successful, the feature is removed from the Trusted Storage on the current system. It is now possible to activate this feature on a different system using the same Activation ID.

 It is MARIN policy that rehosting is restricted to a maximum of 10 rehosts per year.

## Online repair using an Activation ID

If the Trusted Storage becomes unavailable or gets corrupted, you need to do a repair. If you need to repair an activated feature on this system, fill in the Activation ID and select the Fulfillment ID of the product and click 'Repair'.



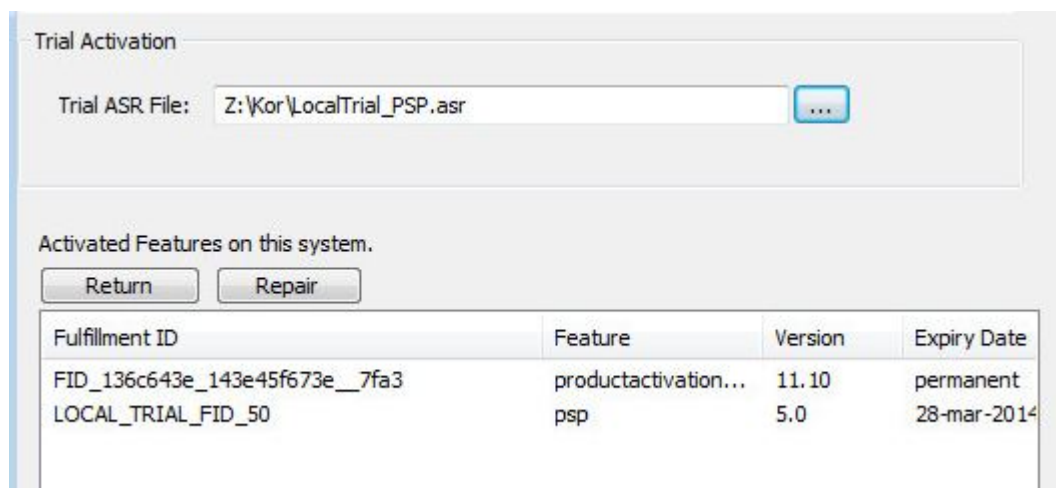
Activated Features on this system.

Fulfillment ID	Feature	Version	Expiry Date
FID_136c643e_143e45f673e__7fa3	productactivation...	11.10	permanent

A feature repair request is sent to the MARIN license portal. If the repair is successful, the feature is repaired in the Trusted Storage on the local PC.

## Offline activation using a trial ASR file

Offline activation can be done with a trial ASR file but this option is not used often by MARIN lately. The ASR file is provided with the product or is sent to you by MARIN. Locate this file using the browse button and select it as ASR File.



Trial Activation

Trial ASR File:

Activated Features on this system.

Fulfillment ID	Feature	Version	Expiry Date
FID_136c643e_143e45f673e__7fa3	productactivation...	11.10	permanent
LOCAL_TRIAL_FID_50	psp	5.0	28-mar-2014

If the ASR file is selected, the product activation tool will automatically process the file and add the license to trusted storage. After the process completed, the product is activated and displayed in the Activated Features on this system.

 A trial ASR can only be used once and cannot be returned or repaired.