

Getting Started With MODS

MARIN On-line Documentation System, or MODS, contains user and theoretical manuals for the MARIN software products, and user documentation for MARIN employees. The latest version and earlier versions of this information is always available on-line. To be able to access MODS information you need to have a login for MODS. For MARIN employee this is your standard MARIN account, but you have to arrange your MODS 2FA registration separately. See also: [MODS 2FA registration](#). For more information on MODS start here: [MODS basics](#)



External users

If we already provided you with a login (for example to use our MARIN Issue Tracking System, MITS) you can use this login to access. However, first time you have to arrange MODS 2FA registration separately. See also: [MODS 2FA registration](#). If you do not have a login, you need to request one at support@marin.nl, provide your full name and email-address.

Login to MODS

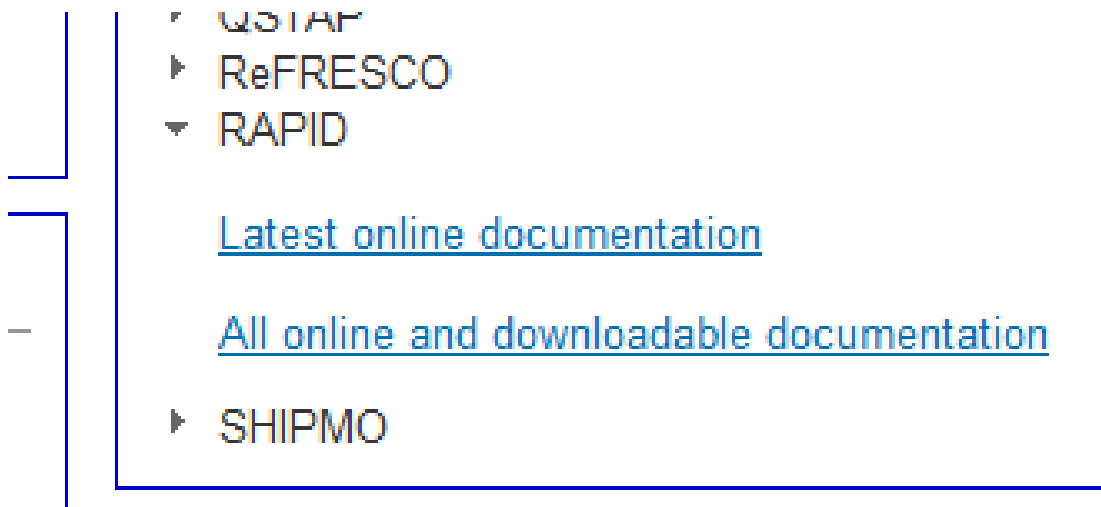
In the top right corner, right of the 'Browse', you will find the "log In" icon.



Once logged in, you have only access to the product manuals for the products you have purchased. Please note that you require an account and the [MODS 2FA registration](#).

Product manuals of MARIN software

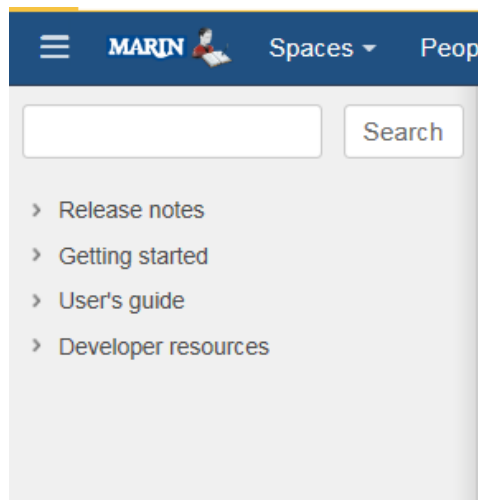
If you click on the product (for example RAPID), it will expand to "Latest online documentation" and "All online and downloadable documentation".



Latest on-line documentation: direct link to the user manual and (if applicable) theoretical manual of the product.

All on-line and downloadable documentation: link to a page containing links to earlier version of the user and theoretical manuals.

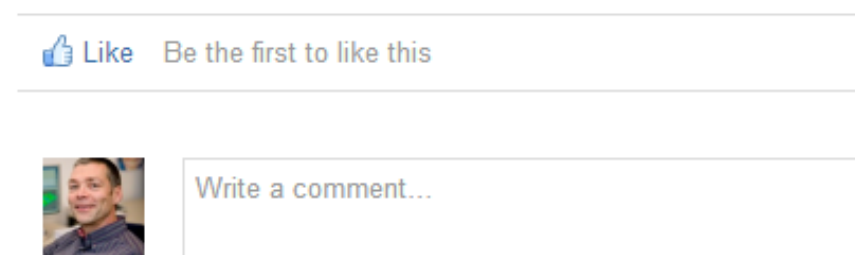
For each product the on-line information consists of:




- **Release notes:** A supplementary document that is distributed with the software product and shared with customers detailing the changes or enhancement made to the product (bug-fixes, additional features). Release notes can also contain test results and information about the test procedure. After reading the release notes for a specific product version it must be clear which enhancements and/or changes are included in this version.
- **Getting started:** This section provides help in getting the MARIN software product installed and operational. It describes the installation of the MARIN software product and how to activate the MARIN software product. Product activation is necessary because each MARIN software product requires a license.
- **User's Guide:** The User's Guide is the actual guide for using the MARIN software product.
- **Developer resources:** Items in the Developer Resources are not part of the regular documentation pages for the MARIN software product. Pages under this Developer Resources are restricted to specific user groups and they are NOT visible to all users. These pages can contain specific theoretical manuals, implementation details or other non-public product resources.

Providing feedback

MARIN encourages each reader to provide feedback on the MARIN software product documentation. With your feedback we can improve our manuals. There are several ways for you to provide feedback.



At the bottom of each page in MODS you can 'Write a comment...' or you can indicate that you  Like the page.